

VIASURE

Zika Virus Real Time PCR Detection Kit

Pathogen and product description

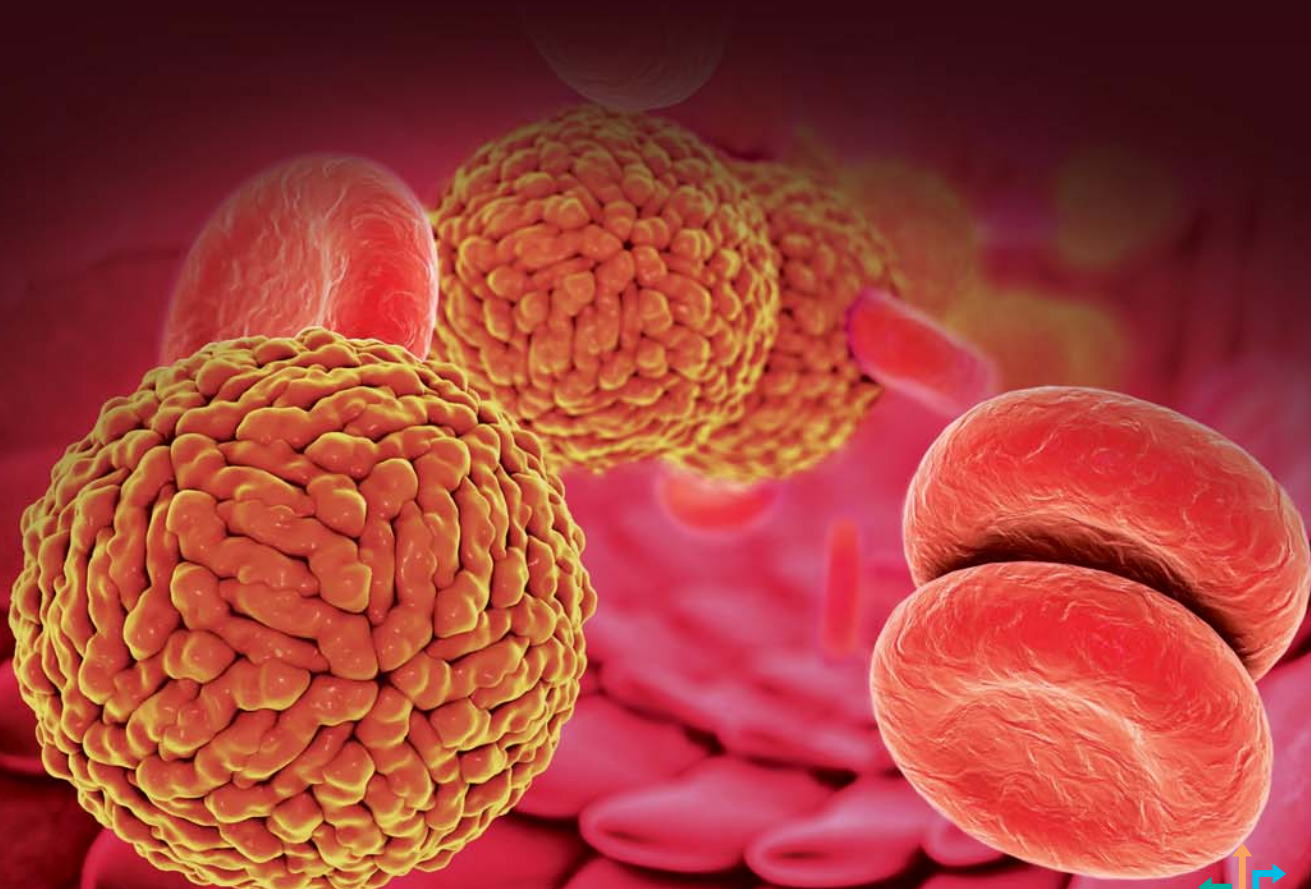
Zika virus (ZIKV) is a mosquito-borne flavivirus first isolated in 1947 in Uganda. Sporadic human cases were reported from the 1960s in Africa and Asia. In 2007 and 2013 Zika virus caused several outbreaks in the Pacific, and since 2015 it further spread in the Caribbean, Central and South America.

ZIKV is transmitted to humans by infected *Aedes spp.* mosquitoes. Clinical manifestations range from asymptomatic to influenza signs. Conjunctivitis, retro-orbital pain, lymphadenopathy and diarrhea have been also reported.

Besides, laboratory diagnosis is challenging because there is no “gold standard” tool.

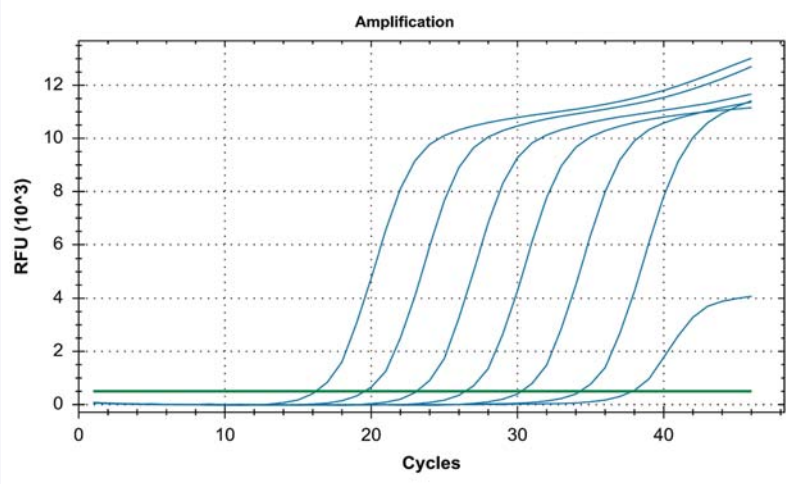
Therefore, biological confirmation of ZIKV infections is based mostly on detection of viral RNA using conventional or Real Time RT-PCR. It is a rapid, sensitive and specific method in the early stage of infection.

VIASURE *Zika Virus* Real Time PCR Detection Kit is designed for the diagnosis of the Zika virus in clinical samples. The isolated RNA target is transcribed generating complementary DNA by reverse transcriptase which is followed by real-time amplification of target sequence of Zika virus. Identification of Zika virus is performed by the use of target specific primers and a fluorescent-labeled probe that hybridizes to a conserved region with the *envelope* gene.



Analytical sensitivity

VIASURE Zika Virus Real Time PCR Detection Kit has a detection limit of ≥ 10 RNA copies per reaction.



Dilution series of Zika Virus (10^7 - 10^1 copies/rxn) template run on the Bio-Rad CFX96 Touch™ Real-Time PCR Detection System.

Components

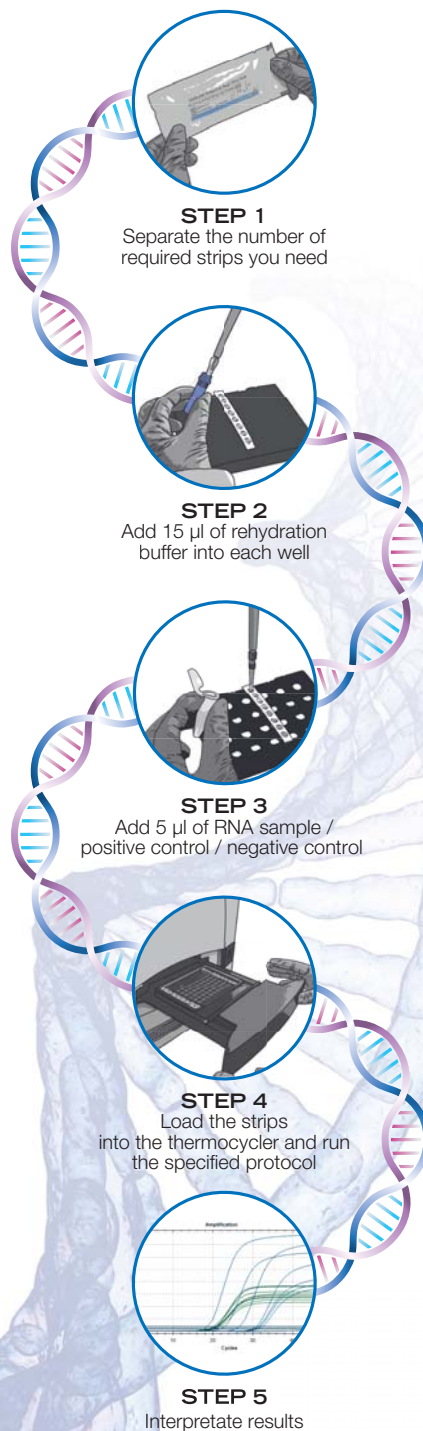
| Reagent/Material | Description | Quantity |
|-----------------------------|--|---------------------|
| Zika Virus 8-well strips | A mix of enzymes, primers-probes, buffer, dNTPs, stabilizers and Internal control in stabilized format | 6/12 x 8-well strip |
| Zika Virus 96-well plate | A mix of enzymes, primers-probes, buffer, dNTPs, stabilizers and Internal control in stabilized format | 1 plate |
| Rehydration Buffer | Solution to reconstitute the stabilized product | 1 vial x 1,8 mL |
| Zika Virus Positive Control | Non-infectious synthetic lyophilized cDNA | 1 vial |
| Negative Control | Non template control | 1 vial x 1 mL |
| Water RNase/DNase free | Water RNase/DNase free | 1 vial x 1 mL |
| Tear-off 8-cap strips | Optical caps for sealing Wells during thermal cycling | 6/12 x 8-cap strip |
| Shell Frame Grid | Shell Frame Grid | 1 or 2 |

Kit References

| Reference | Description |
|------------|---|
| VS-ZIK106L | Viasure Zika Virus Real Time PCR Detection Kit 6 x 8-well strips, low profile |
| VS-ZIK106H | Viasure Zika Virus Real Time PCR Detection Kit 6 x 8-well strips, high profile |
| VS-ZIK112L | Viasure Zika Virus Real Time PCR Detection Kit 12 x 8-well strips, low profile |
| VS-ZIK112H | Viasure Zika Virus Real Time PCR Detection Kit 12 x 8-well strips, high profile |
| VS-ZIK113L | Viasure Zika Virus Real Time PCR Detection Kit 96-well plate, low profile |
| VS-ZIK113H | Viasure Zika Virus Real Time PCR Detection Kit 96-well plate, high profile |

Work Flow

One-step rehydration of wells and add your extracted viral RNA



CERTEST BIOTEC, S.L.
Pol. Industrial Río Gállego II, Calle J, Nº 1,
50840, San Mateo de Gállego, Zaragoza (SPAIN)
www.certest.es

